



## Film capacitors – Power electronic capacitors

PCC series for Mild HEV HybridPACK™1

**Series/Type:** B25655  
**Ordering code:** B25655J4307K\*\*1  
Date: October 2009  
Version: 2

**Preliminary data**

**Characteristics**

$C_R$	300 $\mu$ F $\pm$ 10%
$V_R$	450 V DC
$W_R$	30 Ws
$I_{max}$	80 A
$L_{self}$	25 nH
$\tan \delta_0$	$2 \cdot 10^{-4}$
$R_s$	0.8 m $\Omega$

**Maximum ratings**

$V_s$	600 V
$\hat{i}$	1.2 kA
$I_s$	4.8 kA
$(dV/dt)_{max}$	4 V/ $\mu$ s
$(dV/dt)_s$	16 V/ $\mu$ s

**Test data**

$V_{TT}$	675 V DC, 10 s
----------	----------------

$R_{ins} \cdot C$	$\geq 10000$ s
$\tan \delta$ (50 Hz)	$\leq 8 \cdot 10^{-4}$


**Climatic category**

40/110/21 (IEC 68-1/2)

$T_{min}$	-40 °C
$T_{max}$	+110 °C
Humidity	Max. relative humidity $\leq$ 95%
$T_{stg}$	-45 ... +110 °C
Values after Test Ca, IEC 68-2 (21 days, 40°C, 93% rel. humidity)	
$\Delta C/C$	$\leq 5\%$
$\Delta \tan \delta$	$\leq 4 \cdot 10^{-4}$
$R_{ins} \cdot C$	$\geq 3000$ s

**Mean life expectancy**

$t_{LD}$	15 000 h
$\alpha_{FQ}$	300 fit

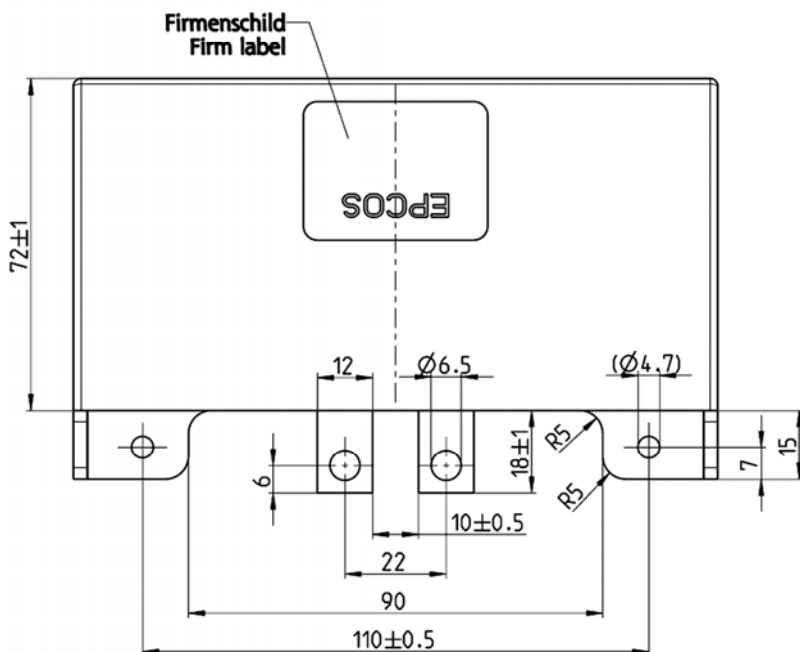
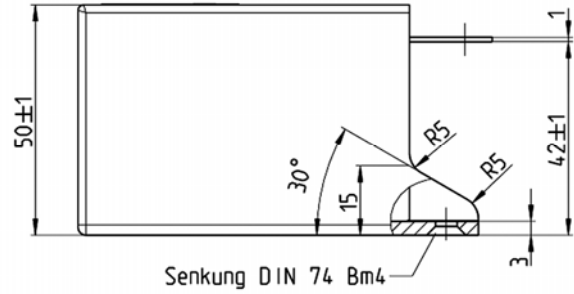
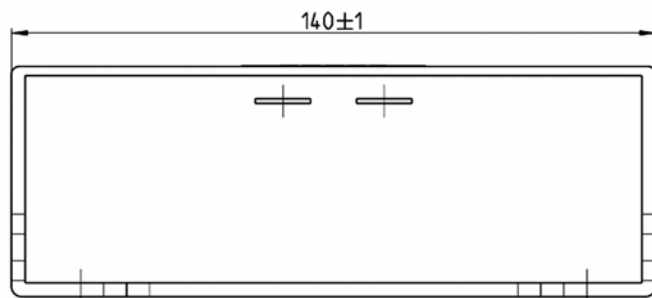


**Design data**

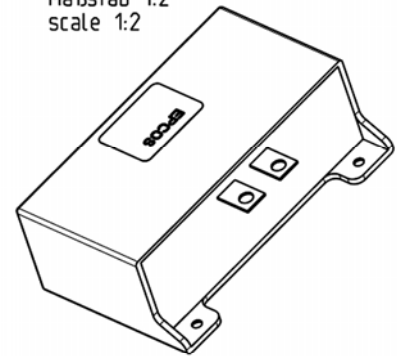
Dimensions l x w x h	140 mm x 72 mm x 50 mm
Approx. weight	750 g
Impregnation	Resin filled
Terminals	Flat copper
Creepage distance	9 mm
Clearance	9 mm

Plastic case

Preliminary data

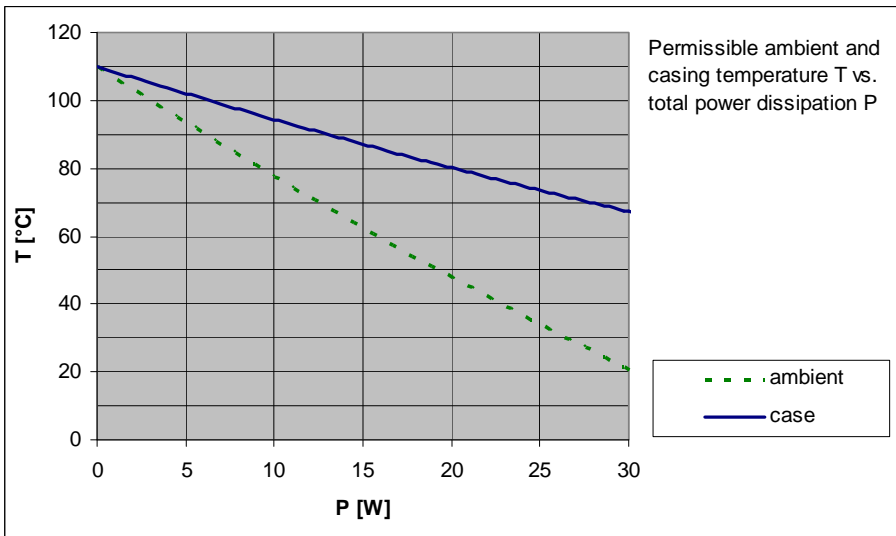
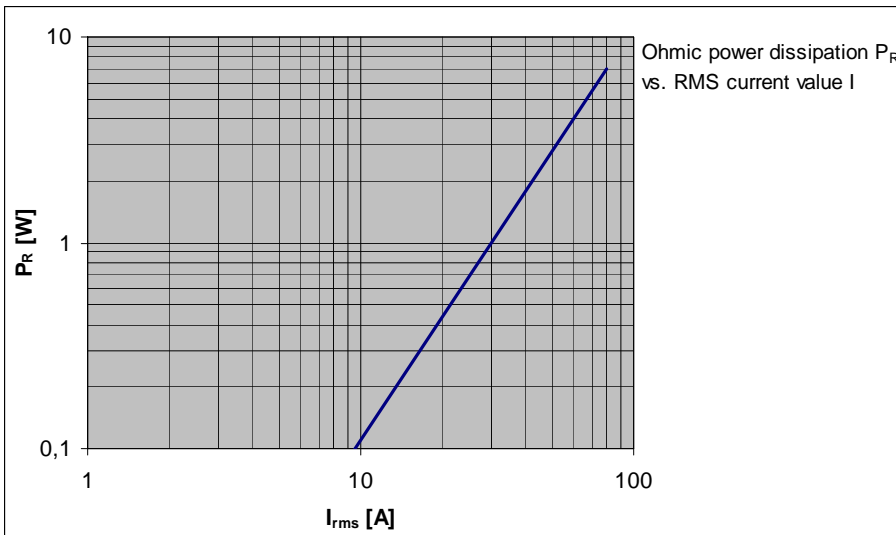
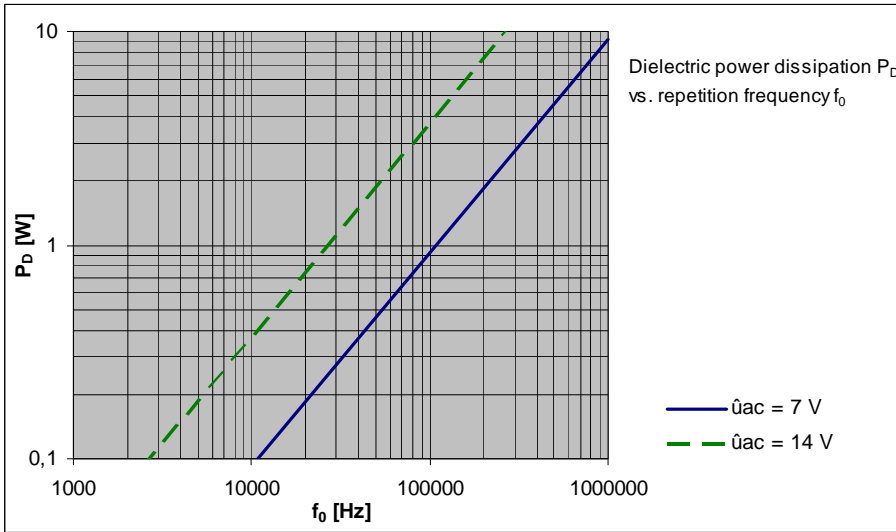


Maßstab 1:2  
scale 1:2



**Kriechstrecke: 9 mm**  
**Luftstrecke: 9 mm**  
**Creep distance: 9 mm**  
**Distance in air: 9 mm**

Preliminary data



## Preliminary data

### Cautions and warnings

- In case of dents of more than 1 mm depth or any other mechanical damage, capacitors must not be used at all.
- Check tightness of the connections/terminals periodically.
- The energy stored in capacitors may be lethal. To prevent any chance of shock, discharge and short-circuit the capacitor before handling.
- Failure to follow cautions may result, worst case, in premature failures, bursting and fire.

### Safety

- Electrical or mechanical misapplication of capacitors may be hazardous. Personal injury or property damage may result from bursting of the capacitor or from expulsion of melted material due to mechanical disruption of the capacitor.
- Ensure good, effective grounding for capacitor enclosures.
- Observe appropriate safety precautions during operation (self recharging phenomena and the high energy stored in capacitors).
- Handle capacitors carefully, because they may still be charged even after disconnection.
- The terminals of capacitors, connected bus bars and cables as well as other devices may also be energized.
- Follow good engineering practice.

### Thermal load

After installation of the capacitor it is necessary to verify that maximum hot-spot temperature is not exceeded at extreme service conditions.

### Mechanical protection

The capacitor has to be installed in a way that mechanical damages and dents in the case are avoided.

### Storage and operating conditions

Do not use or store capacitors in corrosive atmosphere, especially where chloride gas, sulfide gas, acid, alkali, salt or the like are present. In dusty environments regular maintenance and cleaning especially of the terminals is required to avoid conductive path between phases and/or phases and ground.

### Service life expectancy

Electrical components do not have an unlimited service life expectancy; this applies to self-healing capacitors too. The maximum service life expectancy may vary depending on the application the capacitor is used in.

## Important notes

The following applies to all products named in this publication:

1. Some parts of this publication contain **statements about the suitability of our products for certain areas of application**. These statements are based on our knowledge of typical requirements that are often placed on our products in the areas of application concerned. We nevertheless expressly point out **that such statements cannot be regarded as binding statements about the suitability of our products for a particular customer application**. As a rule, EPCOS is either unfamiliar with individual customer applications or less familiar with them than the customers themselves. For these reasons, it is always ultimately incumbent on the customer to check and decide whether an EPCOS product with the properties described in the product specification is suitable for use in a particular customer application.
2. We also point out that **in individual cases, a malfunction of electronic components or failure before the end of their usual service life cannot be completely ruled out in the current state of the art, even if they are operated as specified**. In customer applications requiring a very high level of operational safety and especially in customer applications in which the malfunction or failure of an electronic component could endanger human life or health (e.g. in accident prevention or life-saving systems), it must therefore be ensured by means of suitable design of the customer application or other action taken by the customer (e.g. installation of protective circuitry or redundancy) that no injury or damage is sustained by third parties in the event of malfunction or failure of an electronic component.
3. **The warnings, cautions and product-specific notes must be observed.**
4. In order to satisfy certain technical requirements, **some of the products described in this publication may contain substances subject to restrictions in certain jurisdictions (e.g. because they are classed as hazardous)**. Useful information on this will be found in our Material Data Sheets on the Internet ([www.epcos.com/material](http://www.epcos.com/material)). Should you have any more detailed questions, please contact our sales offices.
5. We constantly strive to improve our products. Consequently, **the products described in this publication may change from time to time**. The same is true of the corresponding product specifications. Please check therefore to what extent product descriptions and specifications contained in this publication are still applicable before or when you place an order. We also **reserve the right to discontinue production and delivery of products**. Consequently, we cannot guarantee that all products named in this publication will always be available. The aforementioned does not apply in the case of individual agreements deviating from the foregoing for customer-specific products.
6. Unless otherwise agreed in individual contracts, **all orders are subject to the current version of the "General Terms of Delivery for Products and Services in the Electrical Industry" published by the German Electrical and Electronics Industry Association (ZVEI)**.
7. The trade names EPCOS, BAOKE, Alu-X, CeraDiode, CSMP, CSSP, CTVS, DeltaCap, DSSP, MiniBlue, MiniCell, MKK, MLSC, MotorCap, PCC, PhaseCap, PhaseCube, PhaseMod, PhiCap, SIFERRIT, SIFI, SIKOREL, SilverCap, SIMDAD, SIMID, SineFormer, SIOV, SIP5D, SIP5K, ThermoFuse, WindCap are **trademarks registered or pending** in Europe and in other countries. Further information will be found on the Internet at [www.epcos.com/trademarks](http://www.epcos.com/trademarks).

HybridPACK™1 is a registered trademark of Infineon Technologies AG.